



BD Insyte™ Autoguard™ BC

Shielded IV Catheter with Blood Control Technology



BD Insyte™ Autoguard™ BC

Shielded IV Catheter with Blood Control Technology

Clean, easy and efficient for clinicians and patients

You strive for a clean IV placement every time, but when you have to apply pressure while activating the device's safety mechanism and connecting the extension, blood spills can happen.

The BD Insyte™ Autoguard™ BC shielded IV catheter with blood control technology addresses these challenges:

- No venous compression required during insertion
- Less mess and minimized healthcare worker risk resulting from blood leakage*
- Needlestick injury protection
- Less blood leakage means less disruption during the patient's care*



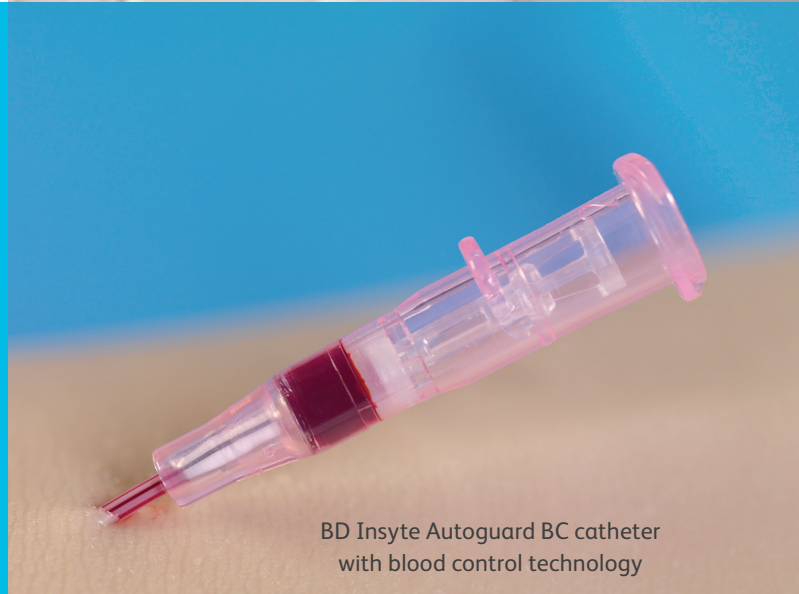
Catheter without blood control technology

Built-in blood leakage prevention

No need to worry about stopping blood during insertion with BD Insyte Autoguard BC catheters.

Stop blood leakage without the need for venous compression—the unique design allows a one-handed insertion technique with blood flow resuming when an add-on device is connected.

Clinically demonstrated to reduce the risk of blood exposure by 95%¹—reducing staff exposure to blood as well as surface contamination.*



BD Insyte Autoguard BC catheter with blood control technology



In a clinical study, 98% of clinicians stated they felt no risk of blood exposure during insertion when using BD Insyte Autoguard BC catheters.^{1*}



BD blood control technology minimizes blood exposure,^{*} cleanup time and use of supplies associated with blood spills.²

*Compared to a nonblood control IV catheter.

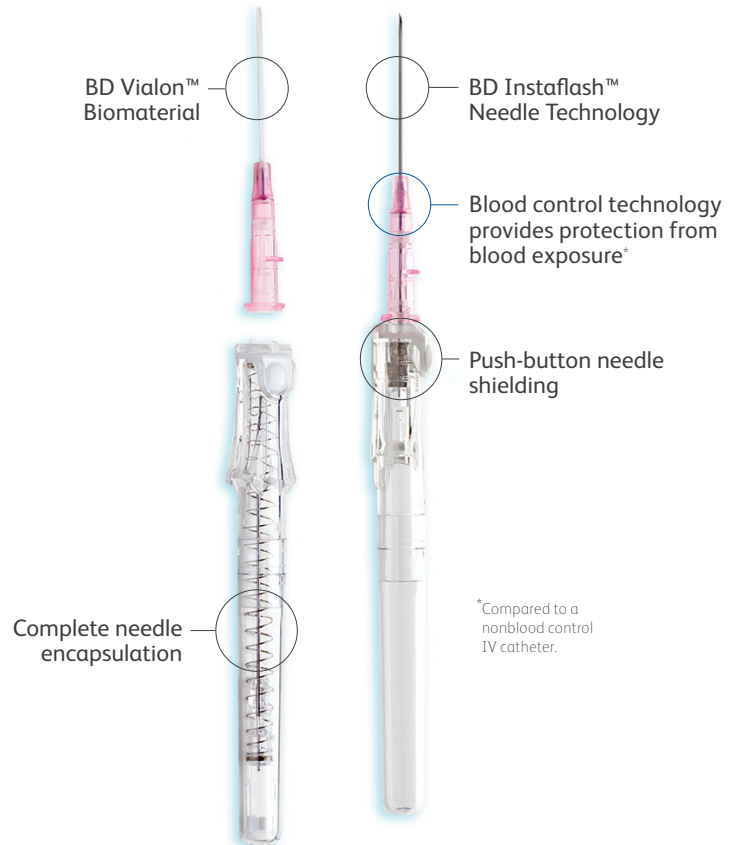
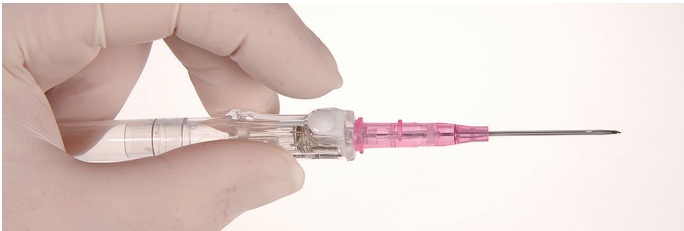
Safety at the push of a button

The BD Insyte Autoguard BC catheter is tailored for the clinician's safety and insertion success, leaving you feeling confident in each insertion, and your patients feeling confident in you.

Demonstrated to reduce needlestick injuries by 95%^{3*}

- Push-button needle shielding technology
- Fully encapsulated needle

*Compared to a nonsafety IV catheter.

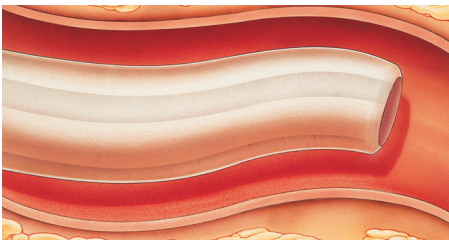


The right IV catheters, right from the start

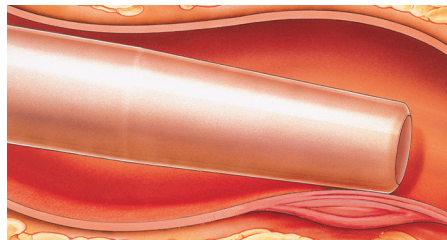
BD Vialon™ Biomaterial

The catheter material is designed to resist kinking and softens up to 70% in the vein, enabling longer dwell times and reducing the chance of mechanical phlebitis by up to 50%.^{4*}

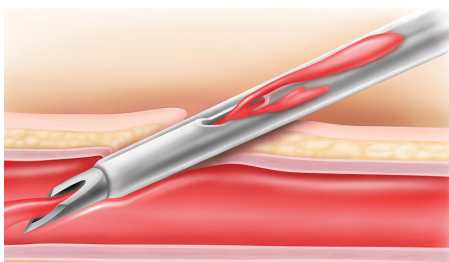
*Compared to an FEP catheter.



BD Vialon biomaterial



FEP catheter material



BD Instaflash™ Needle Technology

Incorporates a notched needle (20- to 24-gauge) which may improve first-stick success and reduce painful hit-and-miss insertions.

BD Insyte™ Autoguard™ BC Shielded IV Catheter with Blood Control Technology

Catalog No.		Color	Gauge	Catheter length (in)	Catheter ID (mm)	Catheter OD (mm)	Gravity flow rate (mL/min)	High pressure rating (psi)	Packaging
Non-winged	Winged								
382512	382612	Yellow	24	0.75	0.4826-0.5588	0.6604-0.7366	20	N/A	50/Box 200/Case
382523	382623	Blue	22	1.00	0.6096-0.6858	0.8382-0.9144	37	300	50/Box 200/Case
382533	382633	Pink	20	1.00	0.7620-0.8382	1.0414-1.1176	63	300	50/Box 200/Case
382534	382634	Pink	20	1.16	0.7620-0.8382	1.0414-1.1176	61	300	50/Box 200/Case
382537	382637	Pink	20	1.88	0.7620-0.8382	1.0414-1.1176	54	300	50/Box 200/Case
382544	382644	Green	18	1.16	0.9398-1.0160	1.2700-1.3462	95	300	50/Box 200/Case
382547	382647	Green	18	1.88	0.9398-1.0160	1.2700-1.3462	87	300	50/Box 200/Case
382554	382654	Gray	16	1.16	1.3208-1.3970	1.7018-1.7780	193	N/A	50/Box 200/Case
382557	382657	Gray	16	1.77	1.3208-1.3970	1.7018-1.7780	185	N/A	50/Box 200/Case

No need to worry about stopping blood during insertion with BD Insyte™ Autoguard™ BC catheters.^{1*}

*Compared to a nonblood control IV catheter.

Consult product insert for complete instructions, warnings and cautions.

References

1. Onia R, Eshun-Wilson I, Arce C, et al. Evaluation of a new safety peripheral IV catheter designed to reduce mucocutaneous blood exposure. *Curr Med Res Opin.* 2011;27(7):1339-1346. 2. Richardson D, Kaufman L. Reducing blood exposure risks and costs associated with SPIVC insertion. *Nurs Manag.* 2011;42(12):31-34. 3. Mendelson MH, Lin-Chen BY, Finkelstein-Blond L, Bailey E, Kogan G. Evaluation of a safety IV catheter (IVC) (Becton Dickinson, Insyte Autoguard): final report [abstract]. *Eleventh Annual Scientific Meeting Society for Healthcare Epidemiology of America.* 2001. 4. Maki DG, Ringer M. Risk factors for infusion-related phlebitis with small peripheral venous catheters. *Ann Intern Med.* 1991;114:845-854.

TO LEARN ABOUT ALL THE WAYS BD IS CARING FOR YOU AND YOUR PATIENTS

Visit bd.com/ivcaths today or call (888) 237-2762

BD, Sandy, UT 84070, USA

bd.com

