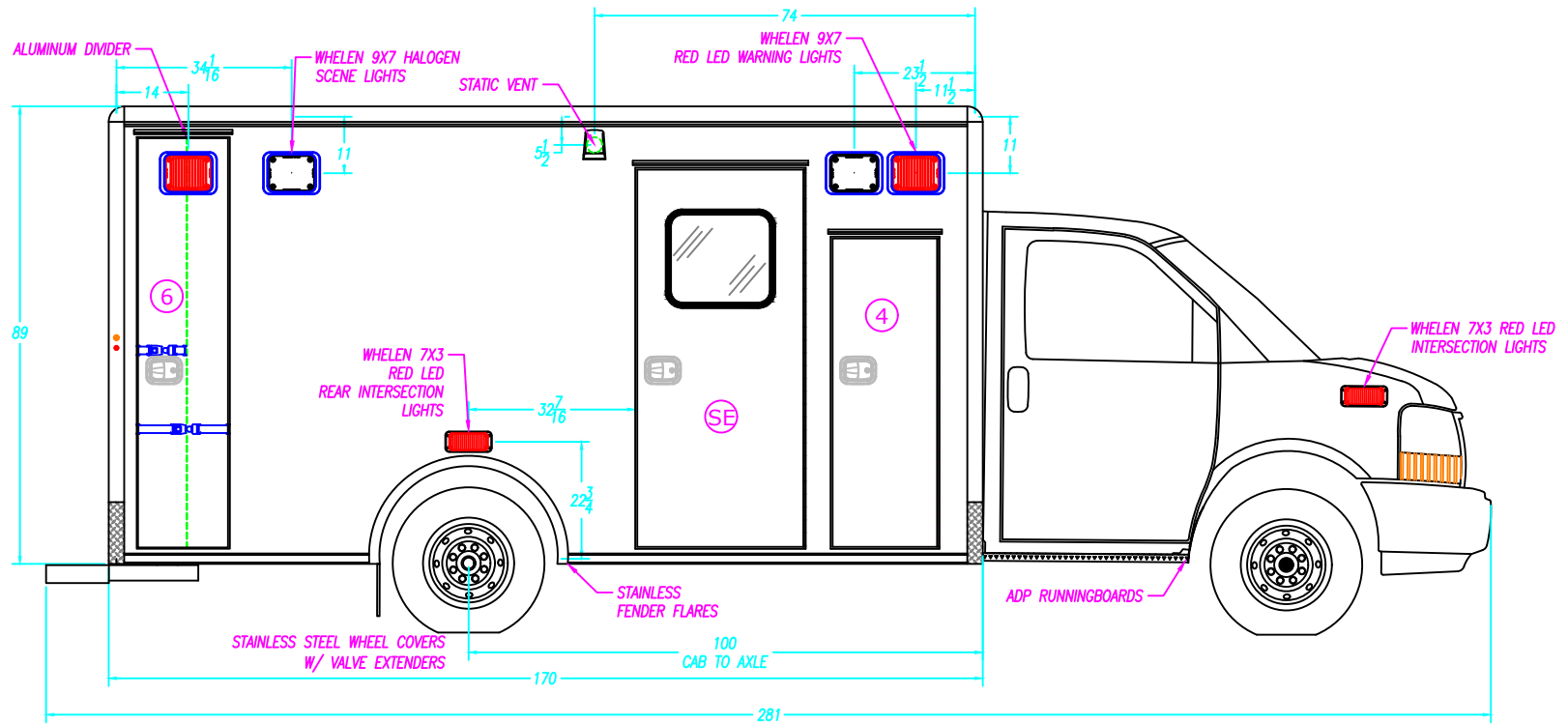


ALL WARNING, SCENE, AND TAIL LIGHTS TO HAVE CHROME BEZELS.



**COMPARTMENT SIZES**

NOTE: THE DIMENSIONS BELOW ARE INSIDE TUB DIMENSIONS

NO.	COMPARTMENT TYPE	WIDTH	HEIGHT	DEPTH
4	ALS COMPARTMENT	---	---	---
5	BATTERY COMPARTMENT	20 1/2"	14 1/2"	23 7/8"
6	BACK BOARD COMPARTMENT	20"	79 1/2"	22"

**COMPARTMENT & ENTRY DOORS**

NO.	PART NUMBER	NO.	PART NUMBER
4	33-A10783	6	33-A10784
SE	33-A10786	-	---

**COMPARTMENT TUBS**

NO.	PART NUMBER	NO.	PART NUMBER
5	33-100692	-	---
6	33-103025	-	---

**COMPARTMENT / ENTRY DOOR SIZES**

NO.	COMPARTMENT / ENTRY DOOR TYPE	WIDTH	HEIGHT
4	ALS DOOR	20 3/8"	60"
5	BATTERY STORAGE DOOR	---	---
SE	SIDE ENTRY DOOR	32 3/8"	73 3/8"
6	BACK BOARD STORAGE DOOR	19 3/8"	79 3/8"

M2 170" TYPE III  
CHEVY G-4500 159" WHEELBASE

DESCRIPTION: CURB SIDE EXTERIOR

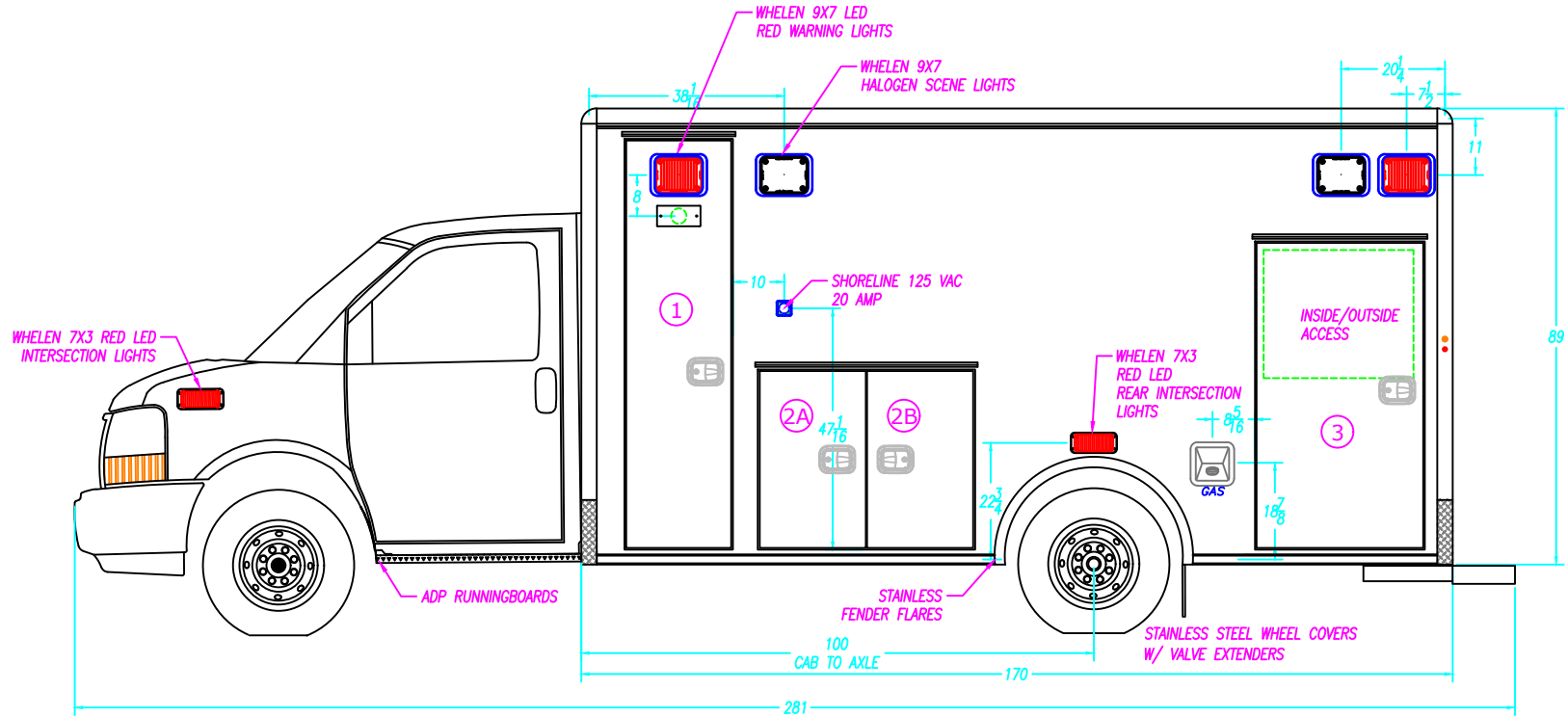
DRAWN BY: I.STANSBURY	DATE CREATED: 1/6/2021	SCALE: 5/16"=1'
REVISED BY:	DATE REVISED:	REVISION:

Note: Drawings are for reference only, measurements may vary from actual product.

**MEDIX** 3008 MOBILE DRIVE  
ELKHART, IN 46514  
PH: 574-266-0911  
SPECIALTY VEHICLES, INC. FAX: 574-266-6669

"LET US SHOW YOU THE MEDIX DIFFERENCE"  
WWW.MEDIXAMBULANCE.COM

ALL WARNING, SCENE, AND TAIL LIGHTS TO HAVE CHROME BEZELS.



COMPARTMENT SIZES

NOTE: THE DIMENSIONS BELOW ARE INSIDE TUB DIMENSIONS

NO.	COMPARTMENT TYPE	WIDTH	HEIGHT	DEPTH
1	O2 COMPARTMENT	20 1/2"	79 1/2"	18 1/2"
2	MID STORAGE COMPARTMENT	41 3/4"	34 1/2"	18 1/2"
3	REAR STORAGE COMPARTMENT	34"	59 1/2"	19 1/4"
---	---	---	---	---

COMPARTMENT & ENTRY DOORS

NO.	PART NUMBER	NO.	PARTNUMBER
1	33-A10780	3	33-A10782
2	33-A10781	-	---
-	-	-	---

COMPARTMENT TUBS

NO.	PART NUMBER	NO.	PARTNUMBER
1	33-100689	-	---
2	33-103079	-	---
3	33-101121	-	---

COMPARTMENT / ENTRY DOOR SIZES

NO.	COMPARTMENT / ENTRY DOOR TYPE	WIDTH	HEIGHT
1	O2 STORAGE DOOR	20 3/8"	79 3/8"
2A	MID STORAGE DOOR-A	17 3/8"	34 3/8"
2B	MID STORAGE DOOR-B	17 3/8"	34 3/8"
3	REAR STORAGE DOOR	32 3/8"	59 3/8"

M2 170" TYPE III  
CHEVY G-4500 159" WHEELBASE

DESCRIPTION: STREET SIDE EXTERIOR

DRAWN BY: I.STANSBURY  
DATE CREATED: 1/6/2021  
SCALE: 5/16"=1'

REVISED BY:  
DATE REVISED:  
REVISION:

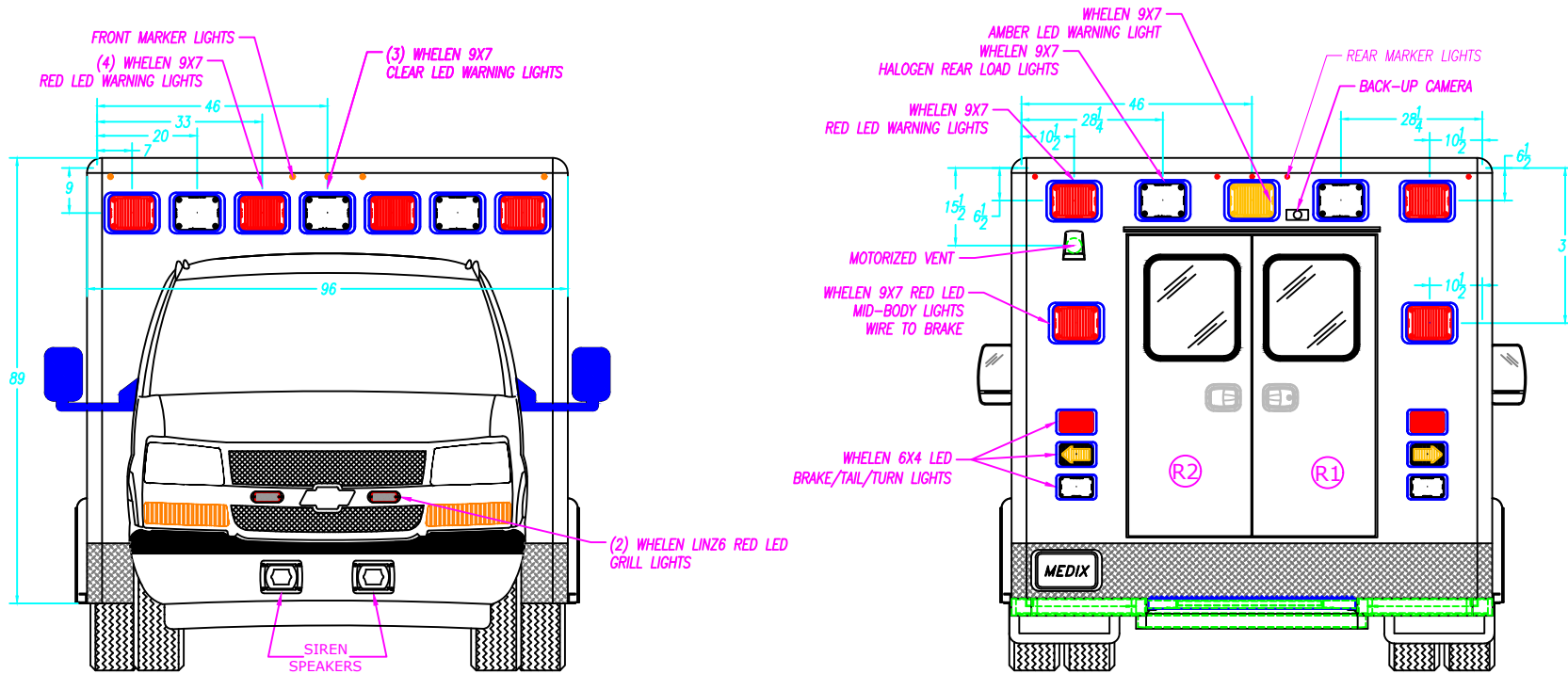
Note: Drawings are for reference only, measurements may vary from actual product.

**MEDIX**  
SPECIALTY VEHICLES, INC.

3008 MOBILE DRIVE  
ELKHART, IN 46514  
PH: 574-266-0911  
FAX: 574-266-6669

"LET US SHOW YOU THE MEDIX DIFFERENCE"  
WWW.MEDIXAMBULANCE.COM

ALL WARNING, SCENE, AND TAIL LIGHTS TO HAVE CHROME BEZELS.



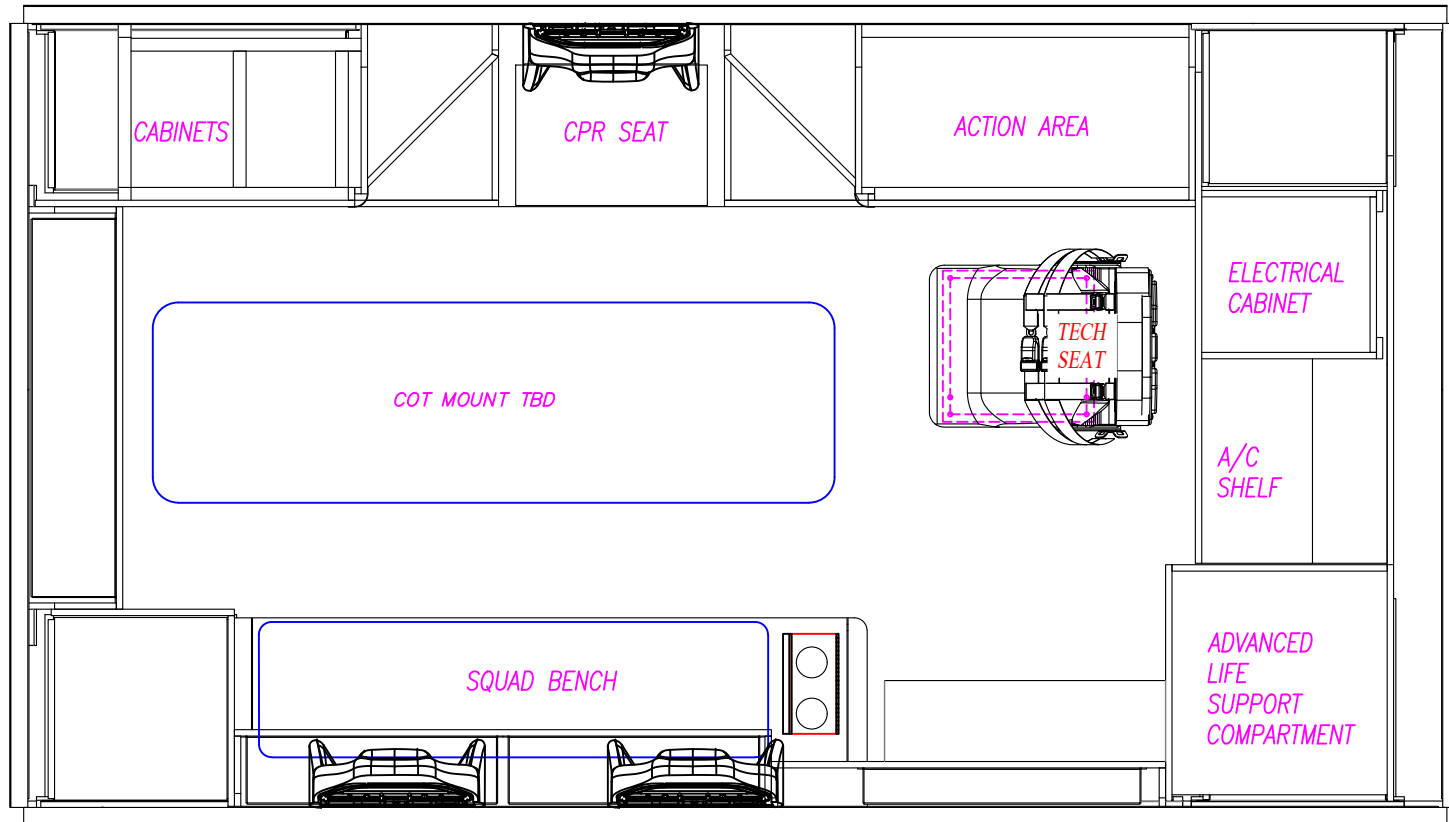
REAR ENTRY DOOR SIZES

NO.	WIDTH	HEIGHT	PART NUMBER
RE	53 1/8"	64 7/8"	33-A10787

M2 170" TYPE III CHEVY G-4500 159" WHEELBASE		
DESCRIPTION: FRONT & REAR EXTERIOR		
DRAWN BY: I. STANSBURY	DATE CREATED: 1/6/2021	SCALE: 5/16"=1'
REVISED BY:	DATE REVISED:	REVISION:
Note: Drawings are for reference only, measurements may vary from actual product.		

**MEDIX** 3008 MOBILE DRIVE  
ELKHART, IN 46514  
PH: 574-266-0911  
SPECIALTY VEHICLES, INC. FAX: 574-266-6669

"LET US SHOW YOU THE MEDIX DIFFERENCE"  
WWW.MEDIXAMBULANCE.COM



M2 170" TYPE III CHEVY G-4500 159" WHEELBASE		
DESCRIPTION: PATIENT AREA PLAN		
DRAWN BY: I. STANSBURY	DATE CREATED: 1/6/2021	SCALE: 1/2"=1'
REVISED BY:	DATE REVISED:	REVISION:
Note: Drawings are for reference only, measurements may vary from actual product.		

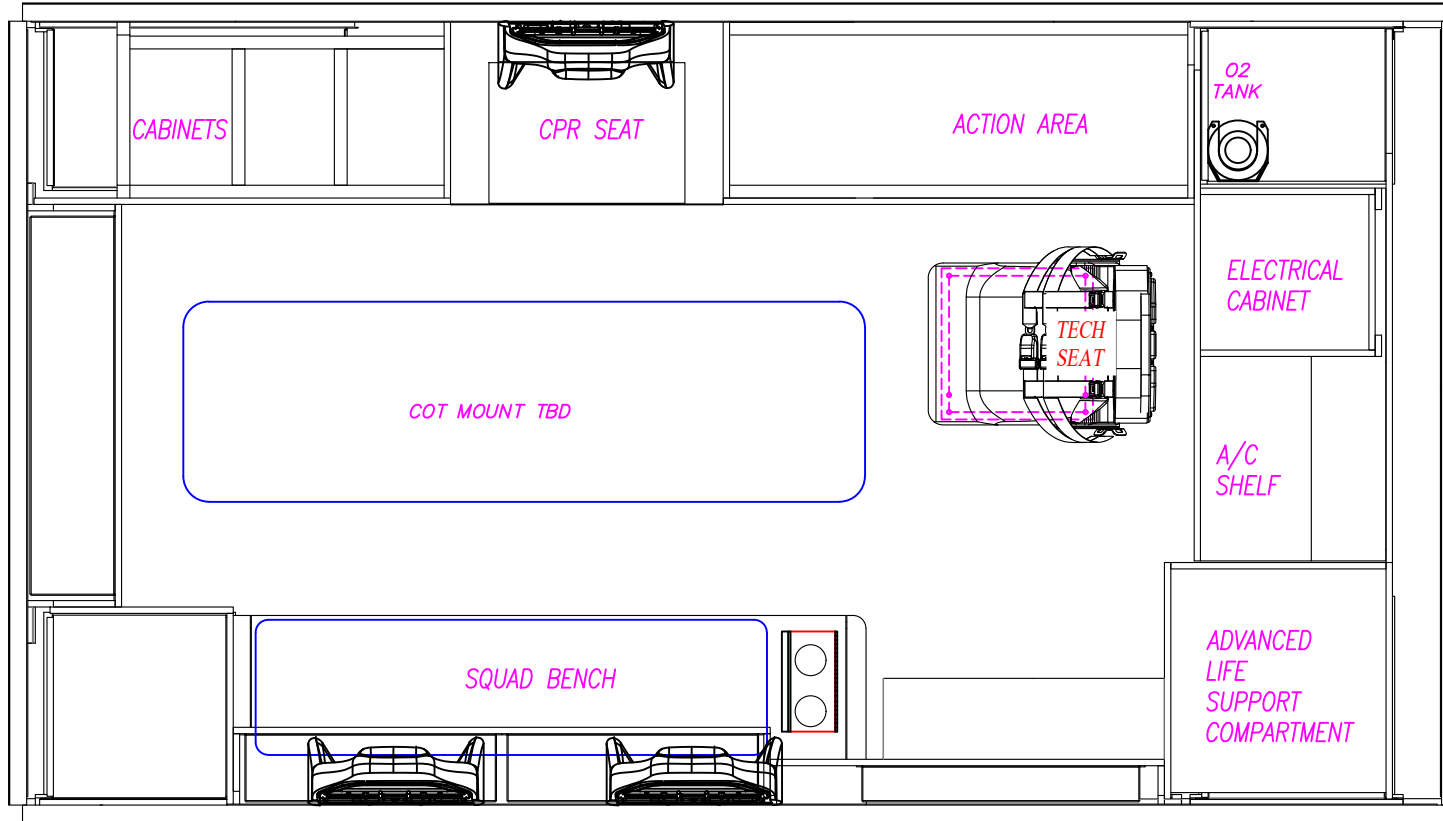
MEDIX

SPECIALTY VEHICLES, INC.

3008 MOBILE DRIVE  
ELKHART, IN 46514  
PH: 574-266-0911  
FAX: 574-266-6669

"LET US SHOW YOU THE MEDIX DIFFERENCE"

WWW.MEDIXAMBULANCE.COM

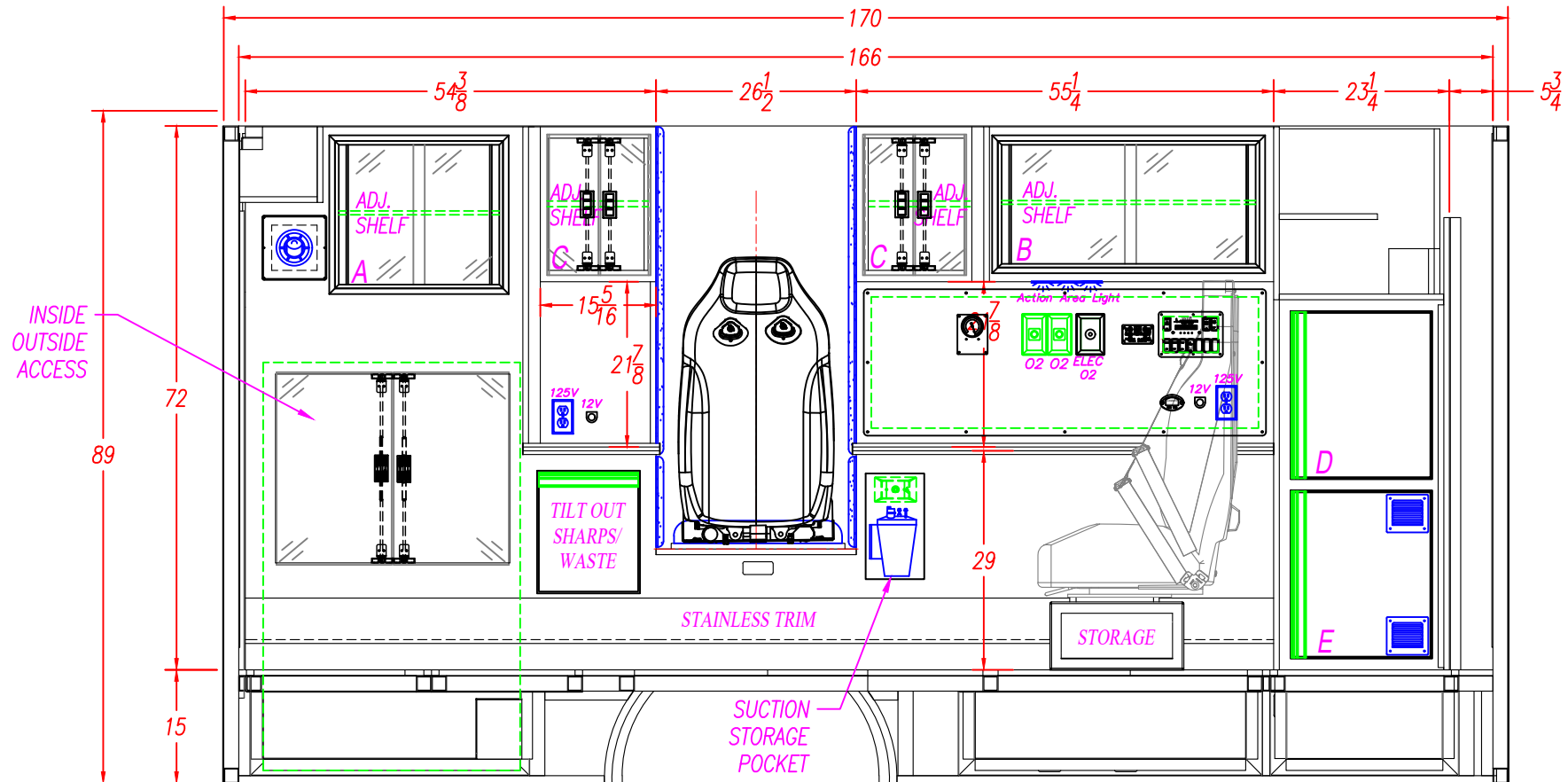


M2 170" TYPE III CHEVY G-4500 159" WHEELBASE		
DESCRIPTION: PATIENT AREA PLAN		
DRAWN BY: I.STANSBURY	DATE CREATED: 1/6/2021	SCALE: 1/2"=1'
REVISED BY:	DATE REVISED:	REVISION:
Note: Drawings are for reference only, measurements may vary from actual product.		

3008 MOBILE DRIVE  
ELKHART, IN 46514  
PH: 574-266-0911  
FAX: 574-266-6669

**"LET US SHOW YOU THE MEDIX DIFFERENCE"**  
[WWW.MEDIXAMBULANCE.COM](http://WWW.MEDIXAMBULANCE.COM)

CORIAN COUNTERTOPS IN 1ST & 2ND ACTION AREA.



INTERIOR CABINET STORAGE

ITEM	HEIGHT	WIDTH	DEPTH	PART #'S
A	16 3/4"	22 1/4"	18"	
B	16 3/4"	45"	18"	
C				-
D	23 1/2"	21 3/4"	17 1/4"	-
E	23 1/2"	21 3/4"	17 1/4"	-

M2 170" TYPE III  
CHEVY G-4500 159" WHEELBASE

DESCRIPTION:  
STREET SIDE INTERIOR

DRAWN BY: I. STANSBURY	DATE CREATED: 1/6/2021	SCALE: 1/2"=1'
REVISED BY:	DATE REVISED:	REVISION:

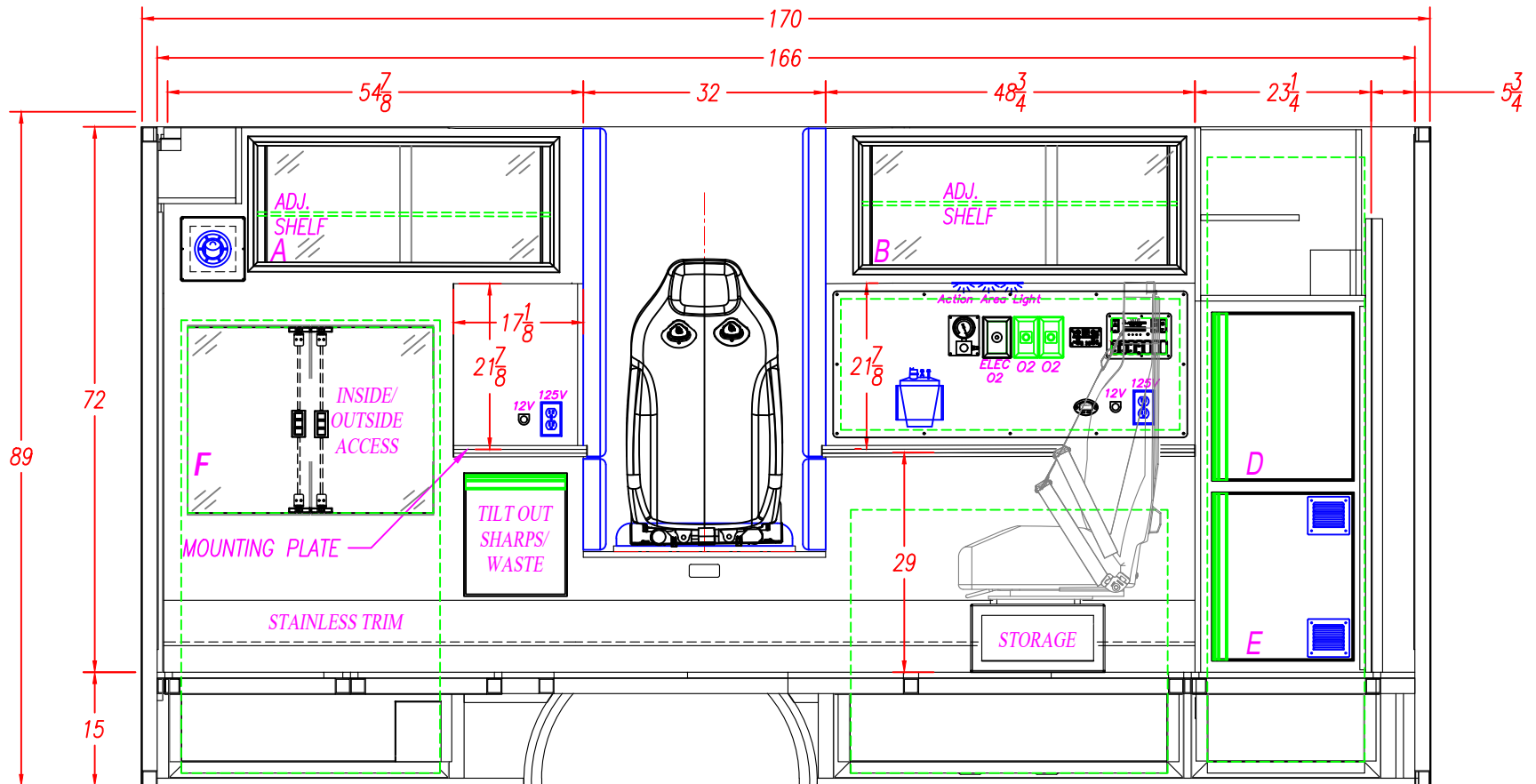
Note: Drawings are for reference only, measurements may vary from actual product.

**MEDIX**  
SPECIALTY VEHICLES, INC.

3008 MOBILE DRIVE  
ELKHART, IN 46514  
PH: 574-266-0911  
FAX: 574-266-6669

"LET US SHOW YOU THE MEDIX DIFFERENCE"  
WWW.MEDIXAMBULANCE.COM

CORIAN COUNTERTOPS IN 1ST & 2ND ACTION AREA.



INTERIOR CABINET STORAGE

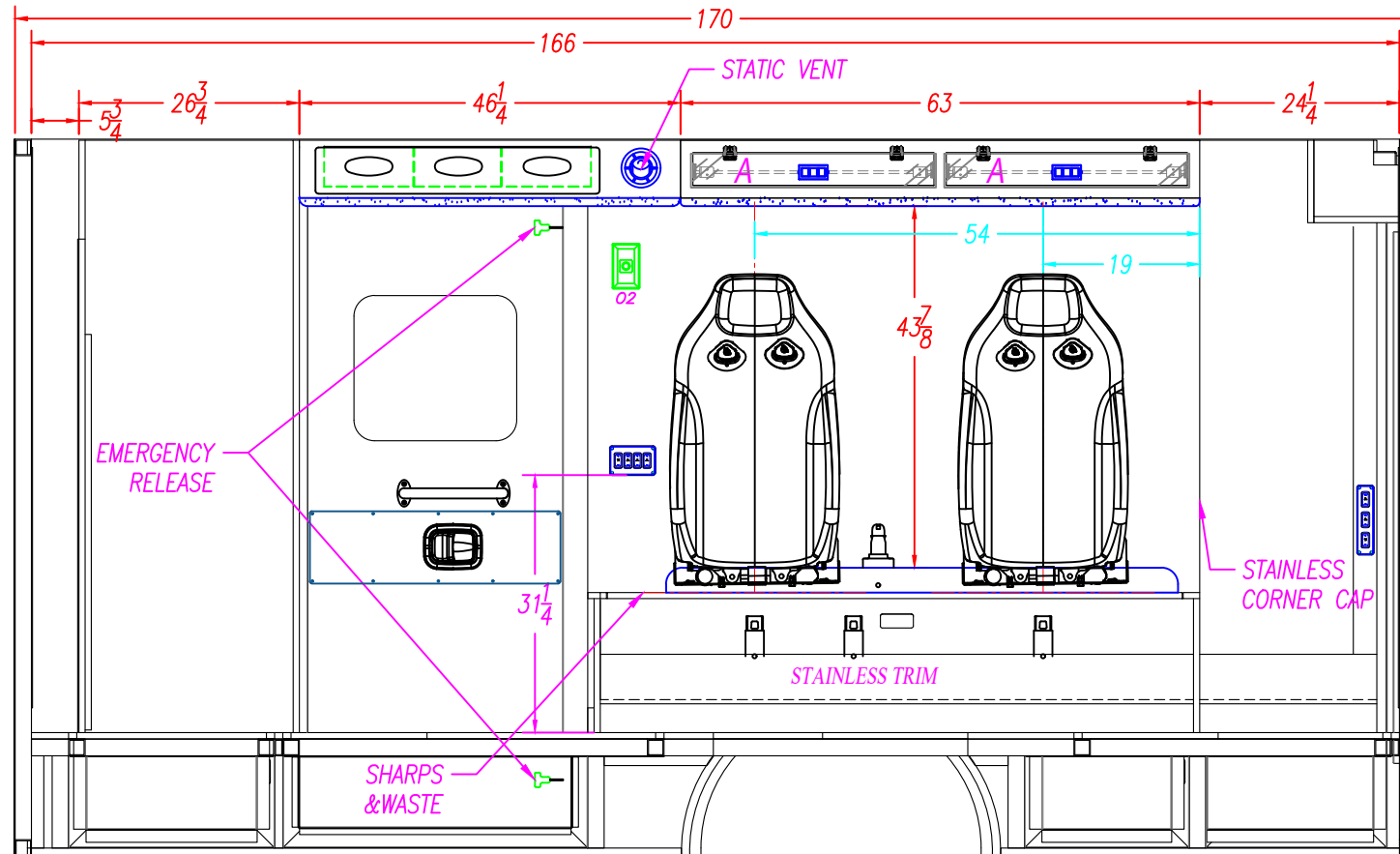
ITEM	HEIGHT	WIDTH	DEPTH	PART #'S
A	19 5/8"	24 3/4"	18"	43-A10697
B	16 1/8"	34 5/8"	18"	43-A10698
C	19"	-	-	-
D-1	20"	21 3/4"	17 1/4"	-
E	23 1/2"	21 3/4"	17 1/4"	-

M2 170" TYPE III CHEVY G-4500 159" WHEELBASE		
DESCRIPTION: STREET SIDE INTERIOR		
DRAWN BY: I. STANSBURY	DATE CREATED: 1/6/2021	SCALE: 1/2"=1'
REVISED BY:	DATE REVISED:	REVISION:
Note: Drawings are for reference only, measurements may vary from actual product.		

**3008 MOBILE DRIVE**  
**ELKHART, IN 46514**  
**PH: 574-266-0911**  
**FAX: 574-266-6669**

**SPECIALTY VEHICLES, INC.**

**"LET US SHOW YOU THE MEDIX DIFFERENCE"**  
**WWW.MEDIXAMBULANCE.COM**



<b>4" SEATBELT PLATE LOCATION</b>	<b>WELD SHOP</b>	31	<b>INCHES</b>	NOTE: THIS DIMENSION IS FROM THE BOTTOM OF THE WALL TO THE BOTTOM OF THE 4" PLATE.					
	<b>CABINET SHOP</b>	NOTE: THE HOLES FOR THE TOP SEATBELT BOLTS ARE 1 1/4" FROM THE TOP OF THE SQUAD BENCH TO THE CENTER OF THE SEATBELT BOLT. NOTE: THE HOLES FOR THE BOTTOM SEATBELT BOLTS ON THE SQUAD BENCH ARE 9 3/8" FROM THE TOP OF THE FLOOR TO THE CENTER OF THE BOLT.							
	NOTE: READ THE DIMENSIONS FROM RIGHT TO LEFT AS VIEWED	THE LOCATION OF THE BOTTOM SEATBELT HOLES ARE FROM THE REAR OF THE SQUAD BENCH TO THE CENTER OF THE 1/2" HOLE	<b>BOTTOM</b>			54"	42"	19"	
	THE LOCATION OF THE TOP SEATBELT HOLES ARE FROM THE REAR WALL TO THE CENTER OF THE 1/2" HOLE	<b>TOP</b>			54"	39"	19"		

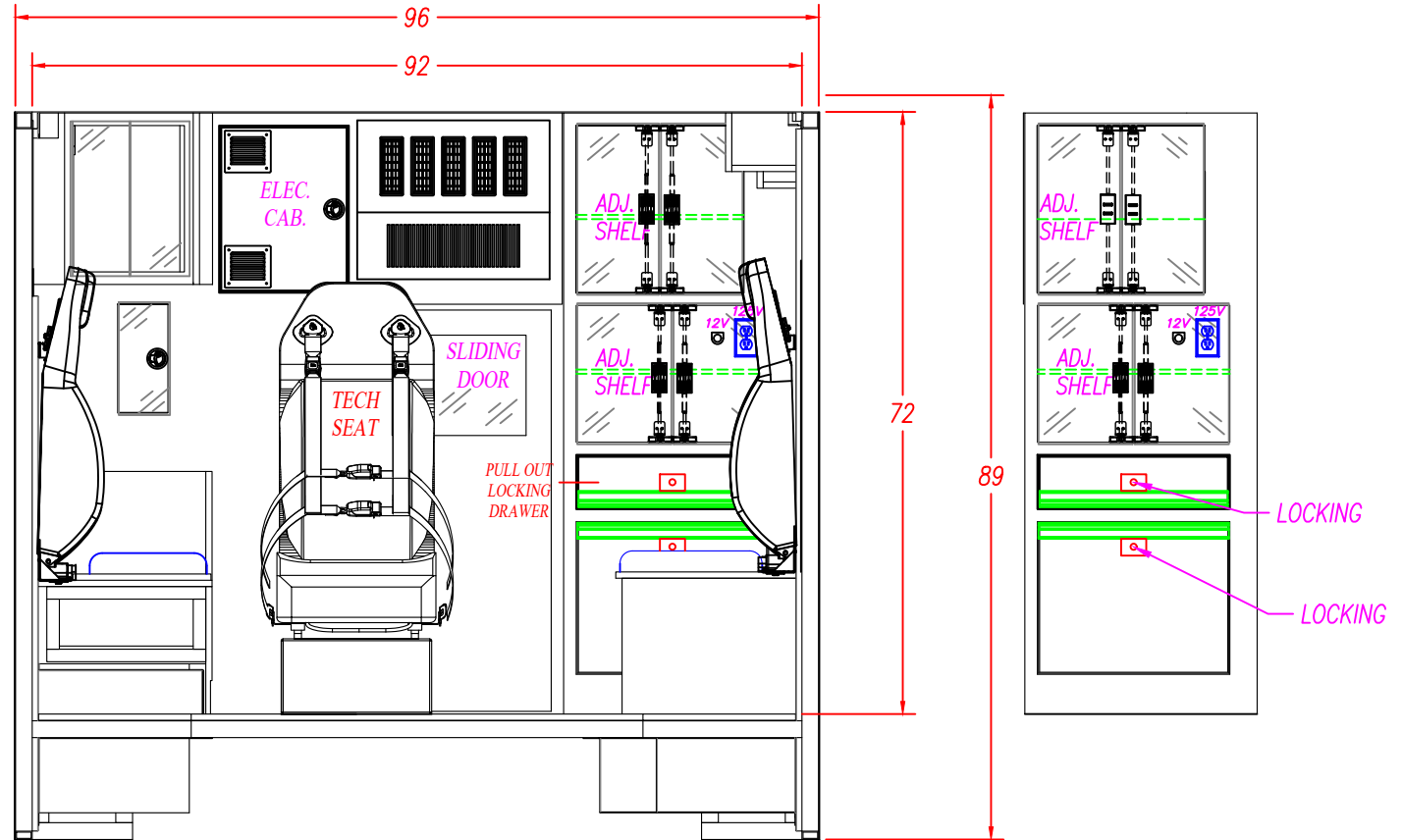
INTERIOR CABINET STORAGE				
ITEM	HEIGHT	WIDTH	DEPTH	SPECIAL NOTE
A	4"	28 1/4"	7"	
B				
C				
D				
E				
F				

M2 170" TYPE III CHEVY G-4500 159" WHEELBASE		
DESCRIPTION: CURB SIDE INTERIOR		
DRAWN BY: I. STANSBURY	DATE CREATED: 1/6/2021	SCALE: 1/2"=1'
REVISED BY:	DATE REVISED:	REVISION:
Note: Drawings are for reference only, measurements may vary from actual product.		

3008 MOBILE DRIVE  
ELKHART, IN 46514  
PH: 574-266-0911  
FAX: 574-266-6669

**"LET US SHOW YOU THE MEDIX DIFFERENCE"**  
[WWW.MEDIXAMBULANCE.COM](http://WWW.MEDIXAMBULANCE.COM)



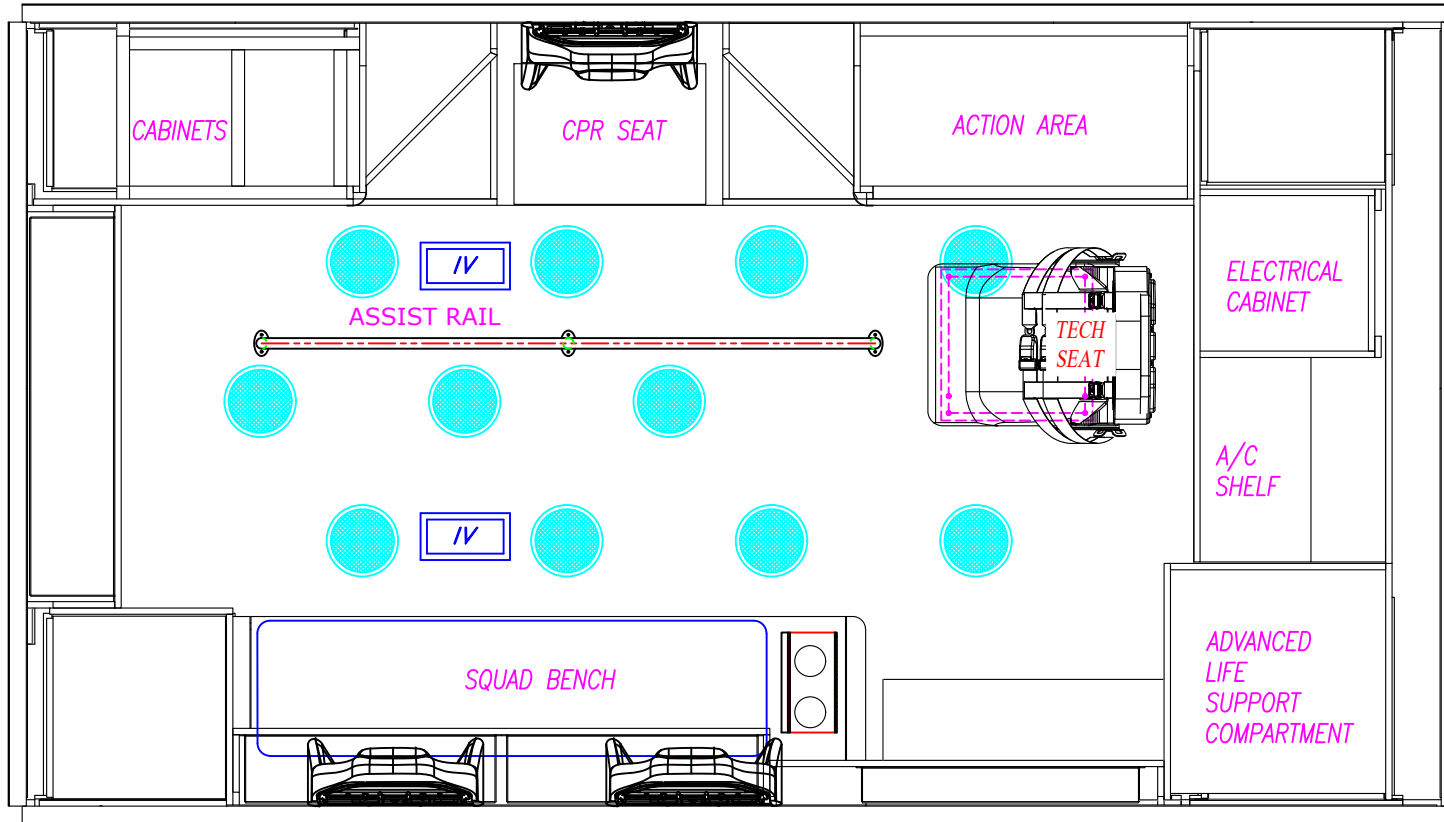


M2 170" TYPE III CHEVY G-4500 159" WHEELBASE		
DESCRIPTION: FRONT ELEVATION		
DRAWN BY: I. STANSBURY	DATE CREATED: 1/6/2021	SCALE: 1/2"=1'
REVISED BY:	DATE REVISED:	REVISION:
Note: Drawings are for reference only, measurements may vary from actual product.		

**MEDIX**  
SPECIALTY VEHICLES, INC.

3008 MOBILE DRIVE  
ELKHART, IN 46514  
PH: 574-266-0911  
FAX: 574-266-6669

"LET US SHOW YOU THE MEDIX DIFFERENCE"  
WWW.MEDIXAMBULANCE.COM



M2 170" TYPE III  
CHEVY G-4500 159" WHEELBASE

DESCRIPTION:  
CEILING LAYOUT

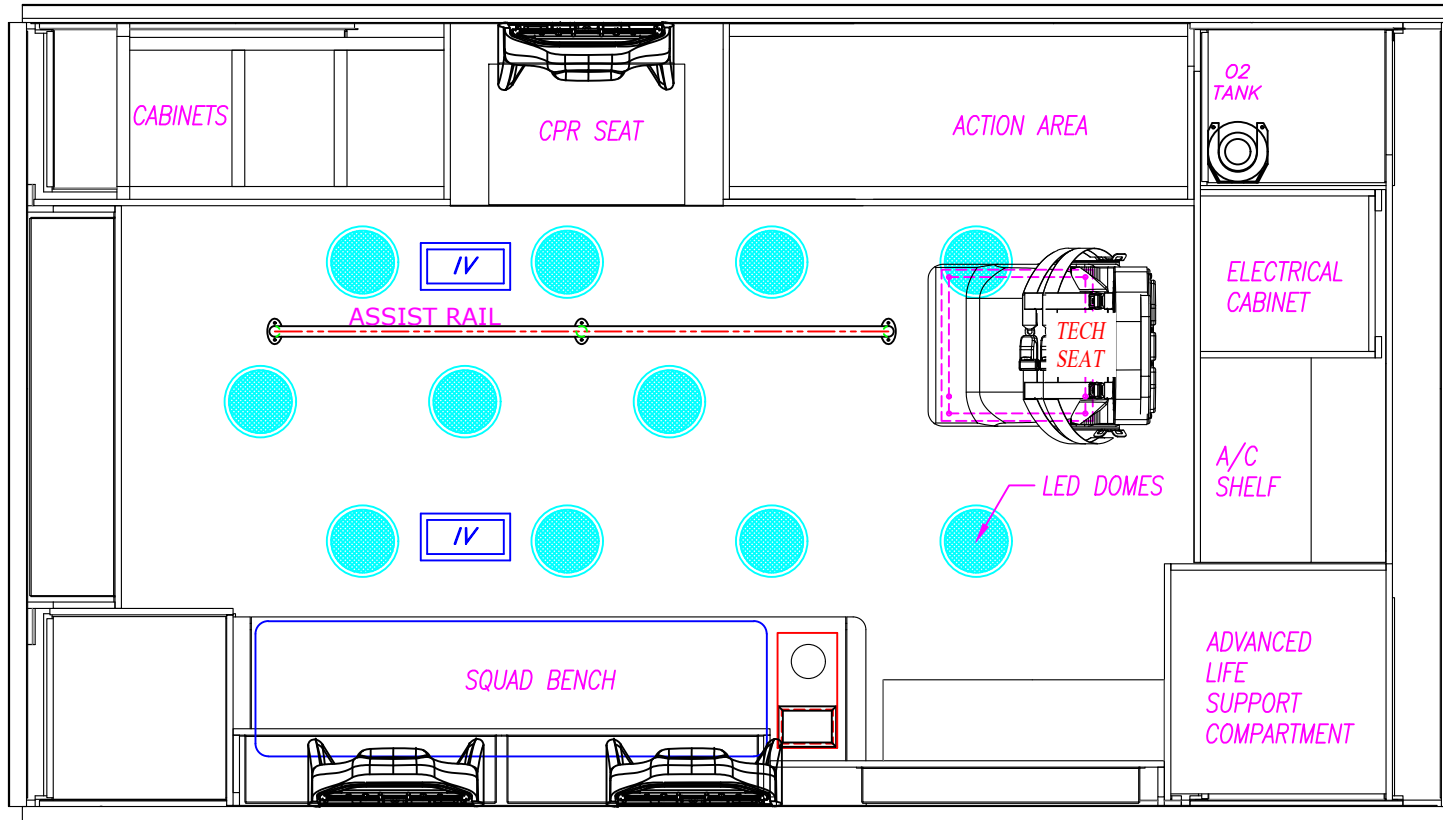
DRAWN BY: I. STANSBURY	DATE CREATED: 1/6/2021	SCALE: 1/2"=1'
REVISED BY:	DATE REVISED:	REVISION:

Note: Drawings are for reference only, measurements may vary from actual product.



3008 MOBILE DRIVE  
ELKHART, IN 46514  
PH: 574-266-0911  
FAX: 574-266-6669

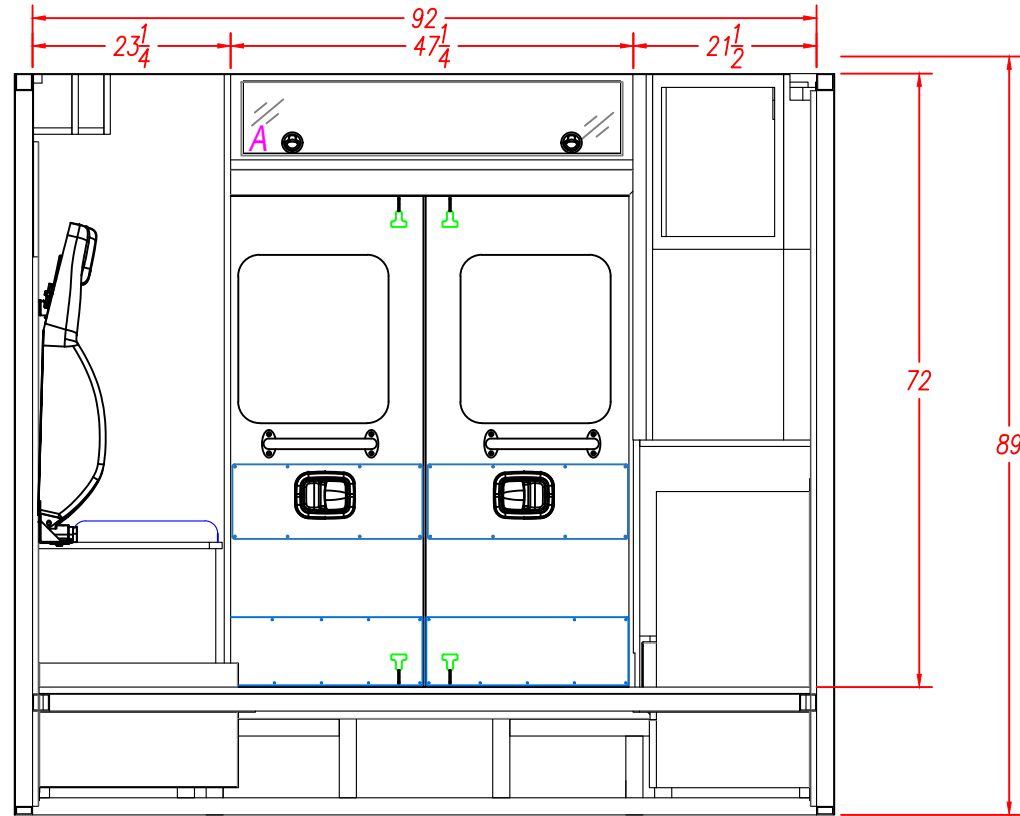
"LET US SHOW YOU THE MEDIX DIFFERENCE"  
WWW.MEDIXAMBULANCE.COM



M2 170" TYPE III CHEVY G-4500 159" WHEELBASE		
DESCRIPTION: CEILING LAYOUT		
DRAWN BY: I. STANSBURY	DATE CREATED: 1/6/2021	SCALE: 1/2"=1'
REVISED BY:	DATE REVISED:	REVISION:
Note: Drawings are for reference only, measurements may vary from actual product.		

3008 MOBILE DRIVE  
ELKHART, IN 46514  
PH: 574-266-0911  
FAX: 574-266-6669

"LET US SHOW YOU THE MEDIX DIFFERENCE"  
WWW.MEDIXAMBULANCE.COM



INTERIOR CABINET STORAGE

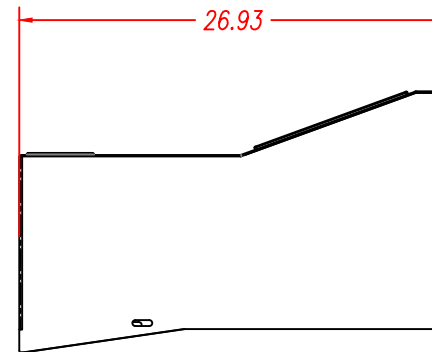
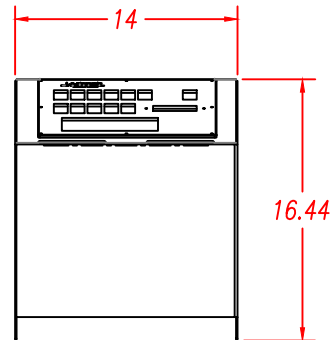
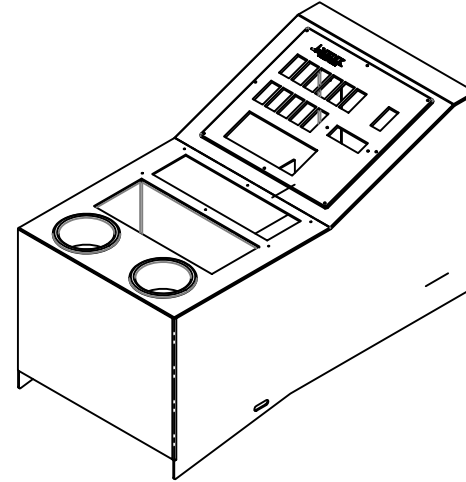
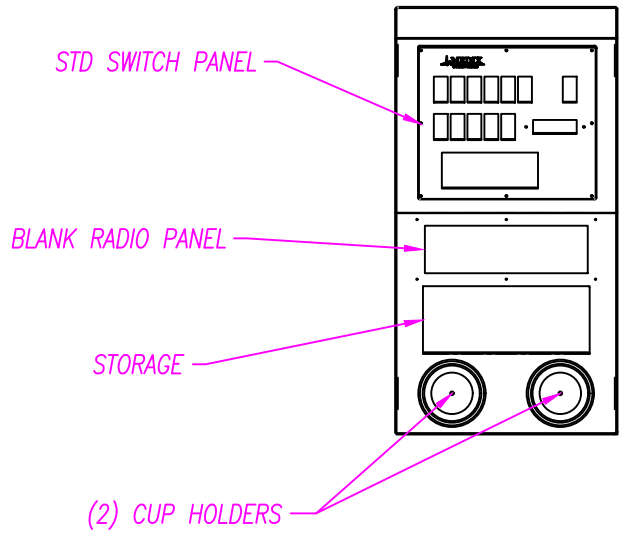
ITEM	HEIGHT	WIDTH	DEPTH	SPECIAL NOTE
A	7"	44 1/4"	9"	
B				
C				
D				
E				
F				

M2 170" TYPE III CHEVY G-4500 159" WHEELBASE		
DESCRIPTION: REAR ELEVATION		
DRAWN BY: I. STANSBURY	DATE CREATED: 1/6/2021	SCALE: 1/2"=1'
REVISED BY:	DATE REVISED:	REVISION:
Note: Drawings are for reference only, measurements may vary from actual product.		


MEDIX

3008 MOBILE DRIVE  
ELKHART, IN 46514  
PH: 574-266-0911  
FAX: 574-266-6669

"LET US SHOW YOU THE MEDIX DIFFERENCE"  
WWW.MEDIXAMBULANCE.COM



M2 170" TYPE III CHEVY G-4500 159" WHEELBASE		
DESCRIPTION: FRONT CONSOLE		
DRAWN BY: I.STANSBURY	DATE CREATED: 1/6/2021	SCALE: 1/2"=1'
REVISED BY:	DATE REVISED:	REVISION:
Note: Drawings are for reference only, measurements may vary from actual product.		



**MEDIX**  
SPECIALTY VEHICLES, INC.

3008 MOBILE DRIVE  
ELKHART, IN 46514  
PH: 574-266-0911  
FAX: 574-266-6669

"LET US SHOW YOU THE MEDIX DIFFERENCE"  
WWW.MEDIXAMBULANCE.COM